

# DEPARTMENT #16 – YOUTH INDUSTRIAL ARTS

<b>Entries Close:</b>	Saturday, June 30, 11:59 p.m.
<b>Exhibits Received:</b>	Monday, July 16, 12:00 noon to 7:00 p.m.
<b>Drop Off Location:</b>	Rear entrance of Finley Building Enter through Gate 4 off Brookwood Ave.
<b>Exhibits Released:</b>	Tuesday, August 14, 12:00 noon to 7:00 p.m.
<b>Entry Fee:</b>	\$2.00 per entry
<b>Entry Limit:</b>	Two entries per exhibitor per class <i>Unless otherwise noted</i>
<b>Eligibility:</b>	Open to Junior Sonoma and Marin county residents. <i>Unless otherwise noted</i>

## Exhibits by Individual Students

1. The following junior exhibitors are eligible in this department:
  - a. Students regularly enrolled in a school vocational class
  - b. 4-H, FFA or Independent junior members being mentored within the community.
2. Projects made from assembly kits are eligible only in classes so designated. The exhibitor should make component parts whenever possible and judges will rate accordingly.
3. Projects must have been started and completed during the 12-month period preceding the fair.
4. Exhibitors may not enter more than one article from the same pattern.
5. Although the exhibitor need not own the exhibits the student exhibitor must have been at least the major contributor to the building or repairing of the exhibit. NO entry may be shown for more than one calendar year.
6. Drafting and Drawing exhibitors are encouraged to submit a set instead of single items when it is obvious that the entry is a set.
7. Team Projects: consist of 2 or more students working on a classroom supervised project.

## Youth Ag Mechanics Auctions and Sales Program

Please see detailed information on pages 121.

### YOUTH AG MECHANICS

#### Division 1601 – Ag Mechanics Awards

Overall Best of Show .....	\$10.00 + Rosette
FFA Outstanding Chapter Ag Mechanics* .....	AOK6 Ranch
FFA Outstanding Exhibitor Ag Mechanics* .....	AOK6 Ranch

FFA Outstanding Chapter Ag Mechanics Award is calculated based on points earned by each Chapters top 5 entries in this department. Outstanding Ag Mechanics Exhibitor will be calculated using a combination of points earned from placings and judges assessment of the overall quality of exhibitor's projects.

***\*Denotes award to be presented at Awards Ceremony.***

#### Danish System of Judging Cash Awards Offered per Class

Blue	Red	White
\$6.00	\$4.00	Ribbon

# DEPARTMENT #16 – YOUTH INDUSTRIAL ARTS

## YOUTH DRAWING AND DRAFTING

### Division 1602 – Awards for Drawing/Drafting

Best of Show Architectural Drawing (1603 & 1604).....	\$10.00 + Rosette
Best of Show Mechanical Drafting (1605 & 1606).....	\$10.00 + Rosette
Best of Division.....	Ribbon
Best of Class.....	Ribbon

**Division 1603 – Architectural Drawing** – Drawings may be submitted as originals or reproductions. Max. size 24" x 36" (Not utilizing a computer)

#### Class

1. Floor plan, residential or commercial (*showing all necessary notes, dimensions and symbols*)
2. Architectural drawing set, residential or commercial (complete set of construction drawings, including a site plan, floor plan, division, elevations, details and foundation/structural plans)
3. Architectural model (*any material, model may illustrate the building framing or the finished building*)
4. Architectural rendering, residential or commercial (*interior or exterior view, any technique not utilizing a computer*)
5. Architectural drawing – any other (*one or more architectural drawings related to the construction or presentation of buildings, any technique not utilizing a computer*)
6. Team Projects (*see rule 7 for details*)

**Division 1604 – Computer Aided Architectural Drawing** – Drawings may be submitted as originals or reproductions. Max. size 24" x 36"

#### Class

1. Floor plan, residential or commercial (showing all necessary notes, dimensions and symbols)
2. Architectural drawing set, residential or commercial (*complete set of construction drawings, including a site plan, floor plan, division, elevations, details and foundation/structural plans*)
3. Architectural model (*any material, model may illustrate the building framing or the finished building*)
4. Architectural rendering, residential or commercial (*interior or exterior view*)
5. Architectural drawing – any other (*one or more architectural drawings related to the construction or presentation of buildings*)
6. Team Projects (*see rule 7 for details*)

**Division 1605 – Mechanical Drafting** – Drawings may be submitted as originals or prints on 1 or more sheets. Max. size 24" x 36"

#### Class

1. Drafting (*open to all students with no more than 1 semester of high school drafting*)
2. Technical drawing (*open to students with no more than 1 year of high school drafting*)
3. Advanced detail drafting (*machine parts, divisions, gears, cams, assemblies, etc.*)
4. Technical illustrations (*open class using any illustration technique in freehand/mechanical method*)
5. Team Projects (*see rule 7 for details*)

**Division 1606 – Computer Aided Drafting** – (Maximum size 24" x 36")

#### Class

1. Black and White Drafts
2. Color Drafts

# DEPARTMENT #16 – YOUTH INDUSTRIAL ARTS

## YOUTH ELECTRICAL WIRING SKILLS

### Division 1607 – Electrical Wiring Skills Awards

Best of Show Wiring .....	\$10.00 + Rosette
Best of Division .....	Ribbon
Best of Class .....	Ribbon

### Division 1608 – Electrical Wiring Skills

#### Class

1. Single Pole Switch Controls One-Half of a Duplex Receptacle, the other half of the Receptacle is “Hot”. Do not screw receptacles down to boxes
2. A “Loop Switch” circuit, PLUS a “Hot” Receptacle beyond the Switch
3. A 3-Way Switch System
4. A 4-Way Switch System

#### Note:

Covers will not be placed on boxes, in order to make judging easier.

- Exhibitors who enter classes 1-4 may mount all four entries on a single display board.
- Please attach sturdy wire to back of display board - entries will be hung for display.



# DEPARTMENT #16 – YOUTH INDUSTRIAL ARTS

## YOUTH METAL ARTS

### Division 1609 – Metals – Awards

Best of Show Metals.....	\$10.00 + Rosette
Best of Division.....	Ribbon
Best of Class.....	Ribbon

### Division 1610 – Metals

#### Class

1. Sheet Metal Basic
2. Sheet Metal Fabrication Advanced (*Project made from 4 or more parts*)
3. Art Metal (*Free Form*) – One of a kind
4. Foundry Basic (*Single Items*)
5. Machine Work (*Individual parts or simple assemblies*)
6. Machine Work (*Advanced or assemblies of 3 or more parts*)
7. Advanced Metal Construction (*Assemblies w/ machined parts, welded or fastener construction*)
8. Welding Fabrication (*Arc Projects assembled by arc welding only*)
9. Welding Fabrication (*Gas Projects assembled by gas welding only*)
10. Bench Metal Construction (*Projects formed by bending and assembling w/ rivets and/or bolts*)
11. Team Projects (*see rule 7 for details*)
12. Any Other (*please describe*)

## MISCELLANEOUS INDUSTRIAL ARTS

### Division 1611 – Miscellaneous Industrial Arts

Best of Show Miscellaneous Industrial Arts.....	\$10.00 + Rosette
Best of Division.....	Ribbon
Best of Class.....	Ribbon

### Division 1612 – Multi-Process Industrial Arts (must use 2 or more processes)

#### Class

1. Small Project
2. Medium Project
3. Large Project

# DEPARTMENT #16 – YOUTH INDUSTRIAL ARTS

## YOUTH WELDING

### Division 1613 – Welding Awards

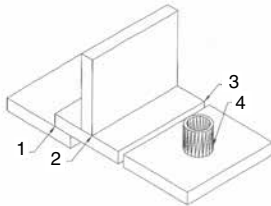
Best of Show.....	\$10.00 + Rosette
Best of Division.....	Ribbon
Best of Class.....	Ribbon

### Rules

1. Each entry (weld coupon) must be on metal 5" long.
2. The weld must be a minimum of 4" long.
3. The start and stop on the weld must show.
4. The metal can be of any thickness.
5. The pipe or tubing is to be 2" long.
6. The pipe to flat weld does not need to be 4" long but must be continuous around the perimeter.
7. The weld can be done in any position.
8. Coupons entered in class 1-4 need to have 4 welds; class 5-6 need to have 3 welds.

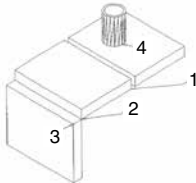
#### OXYACETYLENE WELDING OAW BRONZE & STEEL FILLER METAL

1. LAP JOINT
2. TEE JOINT
3. BUTT JOINT (weld 1 side only steel only)
4. PIPE TO FLAT & OR TUBING TO FLAT  
(round, square or rectangular material only)



#### SHIELDED METAL ARC WELDING (SMAW) Use any of the following electrodes: AWS E6010, E6011, E6013, E7014, E7024, E7018

1. BUTT JOINT (100% Penetration) weld 1 side only
  2. FILLET WELD
  3. OUTSIDE CORNER JOINT
  4. PIPE OR TUBING TO FILLET
- GAS METAL ARC WELDING (GMAW) use solid hard wire only. Coupon same as SMAW

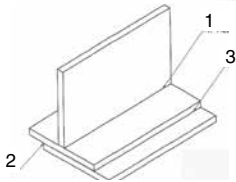


#### GAS TUNGSTEN ARC WELDING STAINLESS STEEL

1. FILLET WELD (Rod required) –
2. TEE JOINT Filler metal required
3. LAP JOINT – No Filler Rod
3. LAP JOINT – Filler metal Required

#### ALUMINUM METAL

1. FILLET WELD (Rod required) –
2. TEE JOINT Filler metal required
2. LAP JOINT – No Filler Rod
3. LAP JOINT – Filler metal Required



### Division 1614 – Welding

#### Class

1. Oxyacetylene Welding Coupon – Steel Filler Rod
2. Oxyacetylene Welding Coupon – Bronze Filler Rod
3. Shielded Metal Arc Welding – (SMAW) Coupon
4. Gas Metal Arc Welding – (GMAW) Coupon
5. Gas Tungsten Arc Welding – (GTAW) Coupon Stainless Steel Base Metal
6. Gas Tungsten Arc Welding – (GTAW) Coupon Aluminum Base Metal

# DEPARTMENT #16 – YOUTH INDUSTRIAL ARTS

## YOUTH WOODWORKING

### Division 1615 – Woodworking Awards

Best of Show Junior Woodworking .....\$35.00 + Rosette  
 .....by SR Allied Builders, Inc. / Mike & Carla Boyd  
 Best of Division.....Ribbon  
 Best of Class.....Ribbon

### Division 1616 – General Woodworking (No floor furniture) (5-13 year olds)

### Division 1617 – General Woodworking (No floor furniture) (14 year old and older)

#### Class

- |   |   |
|---|---|
| 1. Game Board ( <i>checker, chess, etc</i> )      | 10. Wall Shelf  |
| 2. Laminated Cutting Board                        | 11. Any First Year Project<br>( <i>please describe</i> )  |
| 3. Wood Turning: faceplate ( <i>bowls, etc.</i> ) | 12. Any project made in an Exploratory Class<br>– one semester or less ( <i>please describe</i> ) |
| 4. Wood Turning: spindle ( <i>lamps, etc.</i> )   | 13. Bird House  |
| 5. Wooden Toy ( <i>animals, trucks, etc.</i> )    | 14. <i>Garden Decoration</i>  |
| 6. Bread Box                                      | 15. Any Other ( <i>please describe</i> )  |
| 7. Book Holder                                    |   |
| 8. Tool Box                                       |   |
| 9. Wall Cabinet                                   |   |

### Division 1618 – Floor Furniture (5-13 year olds)

### Division 1619 – Floor Furniture (14 year old and older)

#### Class

- |   |  |
|---|--|
| 1. Chest - large ( <i>Hope, etc.</i> )  | 9. Stereo Cabinet  |
| 2. China Cabinet ( <i>Hutch, etc.</i> ) | 10. Curio Cabinet  |
| 3. Coffee Table                         | 11. Bookshelf  |
| 4. Desk                                 | 12. TV Cabinet   |
| 5. Dining Table                         | 13. Any First Year Student Project –<br>floor furniture ( <i>please describe</i> ) |
| 6. Dresser                              | 14. Wood Turning   |
| 7. End Tables                           | 15. Any Other ( <i>please describe</i> )   |
| 8. Night Stand                          |  |

### Division 1620 – Hand Tooled – No power tools of any kind, No Kits (5-13 year olds)

### Division 1621 – Hand Tooled – No power tools of any kind, No Kits (14 year old and older)

#### Class

- |          |                    |
|----------|--------------------|
| 1. Bowl  | 3. Spindle Turning |
| 2. Spoon | 4. Any Other       |

### Division 1622 – Kits (5-13 year olds)

### Division 1623 – Kits (14 year old and older)

#### Class

- |                |   |
|----------------|---|
| 1. Bird Feeder | 4. Tool Box                             |
| 2. Bird House  | 5. Any Other ( <i>please describe</i> ) |
| 3. Planter Box |   |

### SCORECARD FOR JUDGING

Appearance.....	20%
Workmanship.....	25%
Originality.....	20%
Neatness.....	10%
Utility.....	25%
TOTAL.....	100%

# DEPARTMENT #16 – YOUTH INDUSTRIAL ARTS

## YOUTH AG MECHANICS AUCTION

### Industrial Arts Auction Rules:

1. The following junior exhibitors are eligible to participate in this Auction:
  - a. Students regularly enrolled in a school vocational class
  - b. 4-H, FFA or Independent junior members being mentored within the community.
2. Only exhibits earning a first place (Danish System) ribbon will be eligible for the auctions.
3. Projects must have been started and completed during the 12 month period preceding the fair.
4. Projects must be completed upon receiving. No work, additions or embellishments can be done once the project is received at the fair.
5. Exhibitors must establish a reasonable minimum or starting bid, based on the value of their project and include this on their entry form. This price will be the starting bid if item is sold at auction – or the sale price listed for building sale items.
6. Exhibitors are limited to selling one Ag Mechanics project per year.
7. All items sold will be charged a 6% commission, to fund program costs and establish a contingency fund.
8. Exhibitors are encouraged to promote the auction and solicit buyers.
9. Exhibitors who sell items at live auction or during building sale, are required to turn in a thank you note for their buyer in order to pick up auction or sales proceeds check.
10. Youth member/Leader/Advisor will be notified as soon as possible after judging if item is selected for live auction.

### Live Auction Rules

11. The judges will select items to be sold in the live auction. Items will be sold on Friday, August 10 at 6:00 p.m. in the Jamison Ring.
12. Exhibitors who earn a spot in the live auctions are required to attend in uniform in order to present their item as it is being sold.

### Ag Mechanics Sale Rules

13. Items not selected for live auction will be available for sale to the public inside the Finley building throughout the Fair. A 6% commission will be charged for any item that sells. Exhibitors will be notified if items are sold.

## AG MECHANICS AUCTION

### Division 1624 – Ag Mechanics Auction

#### Class

1. Project valued at \$249 or less (please describe)
2. Project valued at \$250 or more (*please describe*)